

Overview - Public Entities Quarterly Reporting

Approved receipts

445,0

70,1%

Approved spending

442,1

65,7%

Surplus/(deficit)

2,9

- ☐ R billion
- ☒ R million
- ☐ R thousand

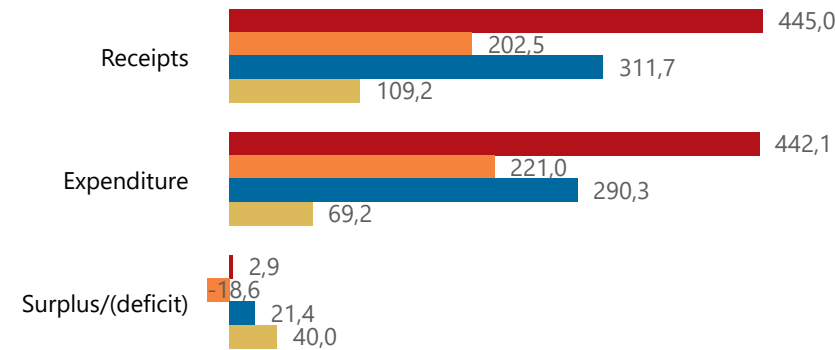


national treasury

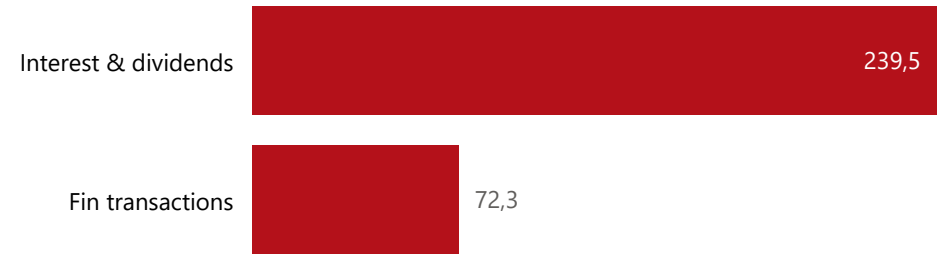
Department:
National Treasury
REPUBLIC OF SOUTH AFRICA

Consolidation

● Approved ● Forecast ● YTD ● Variance



Composition of receipts



Quarter

2

Cluster

All

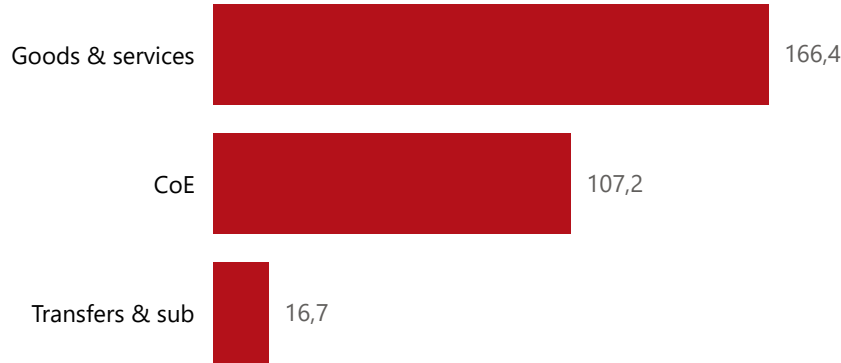
Department

Trade, Industry and Competition

Entity

National Empowerment Fund

Composition of spending



grouping



Spending by PFMA schedule



Public Entities Receipts

Approved sales of G&S

(Blank)

(Blank)

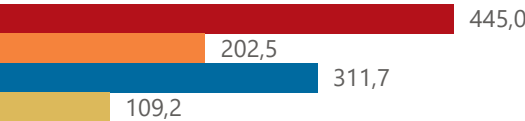
Approved transfers

(Blank)

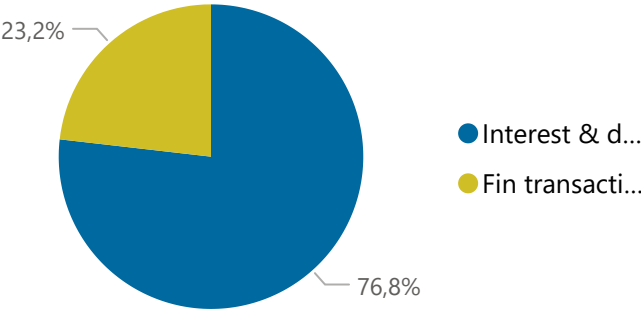
(Blank)

Actual vs Forecast

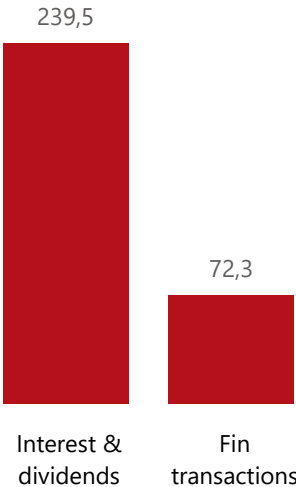
● Approved ● Forecast ● YTD ● Variance



Composition of receipts



Top 5 Receipts



Quarter

2

Cluster

All

Department

Trade, Industry and Competition

Entity

National Empowerment Fund

Top 5 Transfers

Receipts

Level 3	Approved	YTD	% YTD
Interest & dividends	400,0	239,5	76,8%
Fin transactions	45,0	72,3	23,2%
Total	445,0	311,7	100,0%

Top 10 Entities

National Empowerment Fund



311,7



national treasury

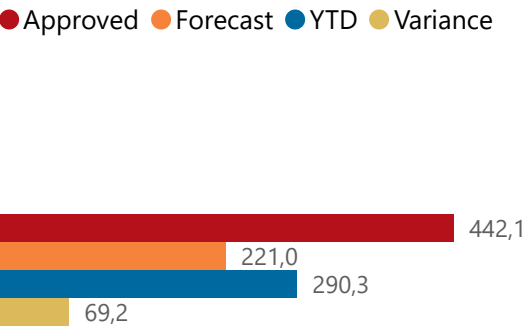
Department:
National Treasury
REPUBLIC OF SOUTH AFRICA

- R billion
- R million
- R thousand

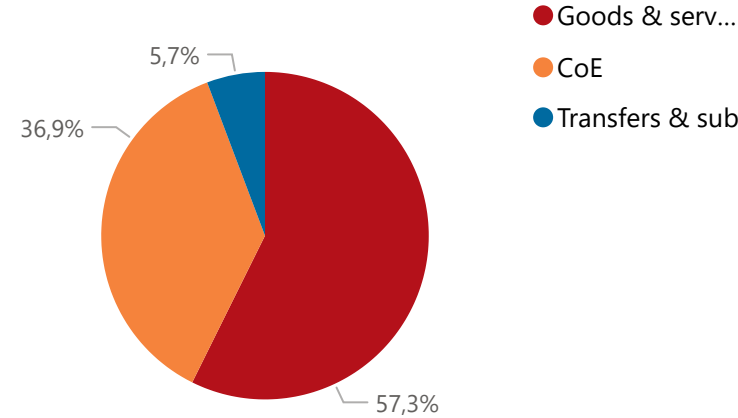
Public Entities Spending

Approved CoE	Approved G&S	Approved transfers
267,740,0%	174,495,4%	889,970,1%

Actual vs Forecast



Composition of spending



Top 5 Goods & services



Capital assets

Spending

Level 3	Approved	YTD	% YTD
⊕ Goods & services	174,4	166,4	57,3%
⊕ CoE	267,7	107,2	36,9%
⊕ Transfers & sub		16,7	5,7%
Total	442,1	290,3	100,0%

Top 10 Entities



○ R billion
● R million
○ R thousand

Quarter

2

Cluster

All

Department

Trade, Industry and Competition

Entity

National Empowerment Fund